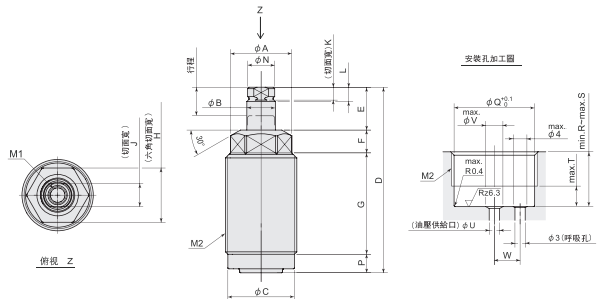


外形尺寸



| 型號          | CMD 02        |      | CMD 04        |      | CMD 06        |      | CMD 10        |      | CMD 20        |      | CMD 40        |      |
|-------------|---------------|------|---------------|------|---------------|------|---------------|------|---------------|------|---------------|------|
|             | 5             | 10   | 5             | 10   | 10            | 20   | 10            | 20   | 10            | 20   | 10            | 20   |
| 行程          | 5             | 10   | 5             | 10   | 10            | 20   | 10            | 20   | 10            | 20   | 10            | 20   |
| A           | 19            |      | 21.5          |      | 27            |      | 33            |      | 45            |      | 55            |      |
| B           | 10            |      | 10            |      | 12            |      | 16            |      | 20            |      | 25            |      |
| C           | 20.3          |      | 23.3          |      | 28.3          |      | 34.3          |      | 48.3          |      | 56.3          |      |
| D           | 51            | 65   | 51            | 65   | 69            | 96   | 73            | 101  | 80            | 109  | 88            | 116  |
| E           | 10            | 15   | 10            | 15   | 16            | 26   | 17            | 27   | 19            | 29   | 20.5          | 30.5 |
| F           | 7.5           |      | 8             |      | 9.5           |      | 11.5          |      | 13.5          |      | 16.5          |      |
| G           | 27            | 36   | 26.5          | 35.5 | 35.5          | 52.5 | 35.5          | 53.5 | 35.5          | 54.5 | 38            | 56   |
| H(六角切面寬)    | 17            |      | 19            |      | 24            |      | 30            |      | 41            |      | 50            |      |
| J(切面寬)      | 8             |      | 8             |      | 10            |      | 14            |      | 17            |      | 22            |      |
| K           | 4.5           |      | 4.5           |      | 5.5           |      | 6.5           |      | 8.5           |      | 10            |      |
| L           | 5             |      | 5             |      | 6             |      | 7             |      | 9             |      | 10.5          |      |
| M1(頂部螺紋)    | M6深11         |      | M6深5          |      | M8深18         |      | M10深20        |      | M12深22        |      | M16深27        |      |
| M2(本體外周螺紋)  | M22X1.5       |      | M25X1.5       |      | M30X1.5       |      | M36X1.5       |      | M48X1.5       |      | M58X1.5       |      |
| N           | 9.5           |      | 9.5           |      | 11.5          |      | 15.5          |      | 19.5          |      | 24.5          |      |
| P           | 6.5           |      | 6.5           |      | 8             |      | 9             |      | 12            |      | 13            |      |
| Q           | 20.5          |      | 23.5          |      | 28.5          |      | 34.5          |      | 46.5          |      | 56.5          |      |
| R           | 13            |      | 14            |      | 15            |      | 17            |      | 20            |      | 20            |      |
| S           | 32.5          | 41.5 | 32            | 41   | 42.5          | 59.5 | 43.5          | 61.5 | 46.5          | 65.5 | 50            | 68   |
| T           | 5.5           |      | 5.5           |      | 7             |      | 8             |      | 11            |      | 12            |      |
| U(油壓接口)     | 3             |      | 3             |      | 3             |      | 4             |      | 6             |      | 6             |      |
| V           | 5             |      | 5             |      | 5             |      | 5             |      | 7             |      | 7             |      |
| W           | 7             |      | 7.5           |      | 9.5           |      | 12            |      | 15            |      | 18            |      |
| 附帶O形環(油壓連接) | 1BP6          |      | 1BP6          |      | 1BP6          |      | 1BP6          |      | 1BP6          |      | 1BP8          |      |
| 附帶O形環(呼吸孔)  | AS568-017(90) |      | AS568-019(90) |      | AS568-022(90) |      | AS568-026(90) |      | AS568-031(90) |      | AS568-034(90) |      |
| 鎖緊扭矩        | 5 N·m         |      | 6 N·m         |      | 7 N·m         |      | 8 N·m         |      | 20 N·m        |      | 25 N·m        |      |

規格

| 型號           | VRG-MG          | VRG-MT                  | VRG-HG | VRG-HT |
|--------------|-----------------|-------------------------|--------|--------|
| 安裝、配管方法      | 座墊型             | 配管型                     | 座墊型    | 配管型    |
| 1次側油壓範圍      | MPa             | 2~7                     |        | 10~20  |
| 2次側油壓範圍      | MPa             | 1~6                     |        | 7~10   |
| 允許壓降差壓       | MPa             |                         | 3      |        |
| 保護耐壓         | MPa             |                         | 25     |        |
| 調整螺絲每1圈的壓力變化 | MPa/rev         | 2                       |        | 5      |
| 卸油孔直徑        | mm <sup>2</sup> |                         | 28.1   |        |
| 使用環境溫度       | °C              |                         | 0~70   |        |
| 使用液體         |                 | 普通礦物油基非極油 (相當于ISO-VG32) |        |        |
| 質量           | kg              | 1.0 (僅限座墊式0.9)          |        |        |



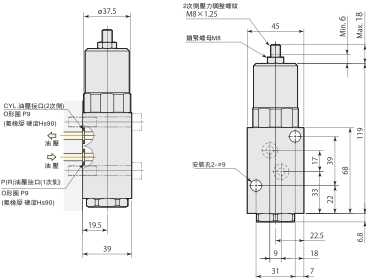
減壓閥  
model  
**VRG**



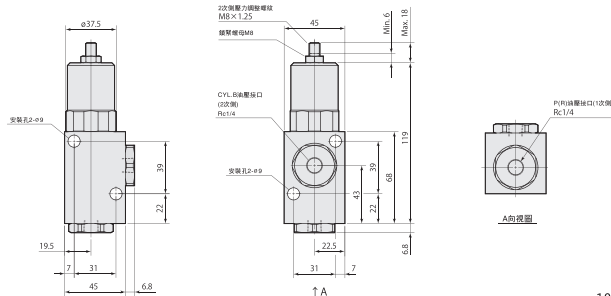
※可根據客戶需求調整卸油壓力。  
※此圖僅供參考，請以實際為準。

外形尺寸

VRG-□G 座墊型 ※附帶內部過濾器 (P、CYL油壓接口)



VRG-□T 配管型 ※附帶內部過濾器 (P、CYL油壓接口)



油子及用油型式的配管，請以安裝說明書最大圖樣為準。加工尺寸請參照圖。